



5TH BOMB WING



91ST MISSILE WING



ECONOMIC IMPACT ANALYSIS

Minot Air Force Base,
North Dakota

PREPARED BY: BUDGET OFFICE
5TH BOMB WING COMPTROLLER

**ECONOMIC IMPACT ANALYSIS
MINOT AFB - FY20**

**TABLE 1
PERSONNEL BY CLASSIFICATION AND HOUSING LOCATION**

As of: 30-Sep-20

CLASSIFICATION	LIVING IN GOV QTRS	LIVING IN NON-GOV QTRS	TOTAL
1. APPROPRIATED FUND MILITARY			
Active Duty	1,745	4,009	5,754
Air Force Reserve*	0	17	17
TOTAL:	1,745	4,026	5,771
2. ACTIVE DUTY MILITARY DEPENDENTS	2,308	3,250	5,558
3. APPROPRIATED FUND CIVILIANS			
General Schedule			440
Federal Wage System			184
TOTAL:			624
4. NON-APPROPRIATED FUND CONTRACT CIVILIANS AND PRIVATE BUSINESS			
Civilian NAF			179
Civilian BX			86
Contract Civilians (not elsewhere included)**			107
Private Businesses On Base, By Type:			36
Branch Banks/Credit Union			9
Other Civilians (not elsewhere included)			35
TOTAL:			452
TOTAL PERSONNEL:			12,405

*Air Force Reserve members are only those members in the Individual Mobilization Augmentees (IMA) Program residing within the 587XX ZIP code.

**Contract civilians are individuals who are hired by a local firm which has their place of work at an on-base government facility.

**ECONOMIC IMPACT ANALYSIS
MINOT AFB - FY20**

**TABLE 2
ANNUAL PAYROLL BY CLASSIFICATION AND HOUSING LOCATION**

As of: 30-Sep-20

CLASSIFICATION	LIVING IN GOV QTRS (\$)	LIVING IN NON-GOV QTRS (\$)	TOTAL (\$)
1. APPROPRIATED FUND MILITARY			
Active Duty	\$29,761,830	\$300,687,521	\$330,449,351
Air Force Reserve	\$0	\$1,727,868	\$1,727,868
TOTAL:	\$29,761,830	\$302,415,389	\$332,177,219
 2. APPROPRIATED FUND CIVILIANS			
General Schedule			\$51,399,857
Federal Wage System			\$19,109,310
		TOTAL:	\$70,509,167
 3. NON-APPROPRIATED FUND AND PRIVATE BUSINESS			
Civilian NAF			\$4,226,223
Civilian BX			\$6,842,455
Private Businesses On Base, By Type:			\$2,807,611
Branch Bank/Credit Union			\$464,709
BBC Privatized Housing			\$2,654,892
		TOTAL:	\$16,995,890
	TOTAL ANNUAL PAYROLL:		\$419,682,276

**ECONOMIC IMPACT ANALYSIS
MINOT AFB - FY20**

**TABLE 3
EXPENDITURES FOR CONSTRUCTION, SERVICES, AND PROCUREMENT OF
MATERIALS, EQUIPMENT, AND SUPPLIES**

As of: 30-Sep-20

	ACTUAL ANNUAL EXPENDITURES
1. CONSTRUCTION	
Missile Field	\$6,510,000
Operations & Maintenance	\$39,248,000
	<hr/>
TOTAL:	\$45,758,000
2. SERVICES	
Services Contracts *	\$11,999,136
	<hr/>
TOTAL:	\$11,999,136
3. MATERIALS, EQUIPMENT, AND SUPPLIES PROCUREMENT	
Commissary	\$1,848,147
The Exchange (BX)	\$0
Health (Tri-Care, Government cost only)	\$19,892,686
Education (Impact aid and tuition assistance)	\$1,381,871
Non-Appropriated Fund (NAF)	\$2,742,042
TDY	\$138,807
Government Purchase Card (local area)	\$7,373,013
BBC Privatized Housing	\$5,170,417
	<hr/>
TOTAL:	\$38,546,983
TOTAL ANNUAL EXPENDITURES:	\$96,304,119

* Includes only contracts in the local economic area or contracts requiring the use of locally supplied goods and services.

**ECONOMIC IMPACT ANALYSIS
MINOT AFB – FY20**

**TABLE 4
ESTIMATE OF NUMBER AND DOLLAR VALUE OF INDIRECT JOBS CREATED**

As of: 30-Sep-19

Type of Personnel	# of Base Jobs	Multiplier	# of Indirect Jobs
ACTIVE DUTY MILITARY	5,754	0.29	1,669
RESERVE	17	0.13	2
APF CIVILIANS	624	0.43	268
OTHER CIVILIANS	408	0.43	175
TOTAL:	<u>6,803</u>		<u>2,114</u>

ESTIMATED NUMBER OF INDIRECT JOBS CREATED: 2,114

AVERAGE ANNUAL PAY FOR THE LOCAL COMMUNITY: \$50,336

ESTIMATED ANNUAL DOLLAR VALUE OF JOBS CREATED: \$106,410,304

Data Sources:
 Multipliers: LMI Economic Impact Database, 1995 Base Realignment and Closure Indirect Job Multipliers, Feb 95
 Avg Annual Pay: Current tables for Average Annual Pay are accessible at <http://www.bls.gov/cew>

**ECONOMIC IMPACT ANALYSIS
MINOT AFB - FY20**

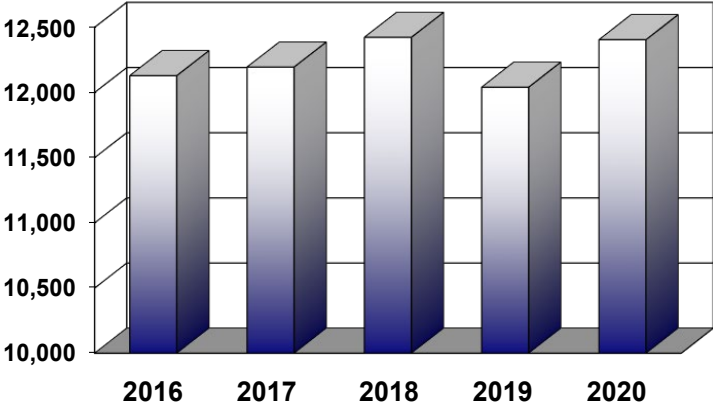
**TABLE 5
TOTAL ANNUAL ECONOMIC IMPACT ESTIMATE**

As of: 30-Sep-20

ANNUAL PAYROLL:		\$419,682,276
Military	\$332,177,219	
Federal Civilian	\$70,509,167	
Other Civilian	\$16,995,890	
ANNUAL EXPENDITURES:		\$96,304,119
ESTIMATED ANNUAL DOLLAR VALUE OF JOBS CREATED:		\$106,410,304
Estimated Indirect Jobs Created	2,114	
Average Annual Pay	\$50,336	
	GRAND TOTAL:	<u>\$622,396,699</u>

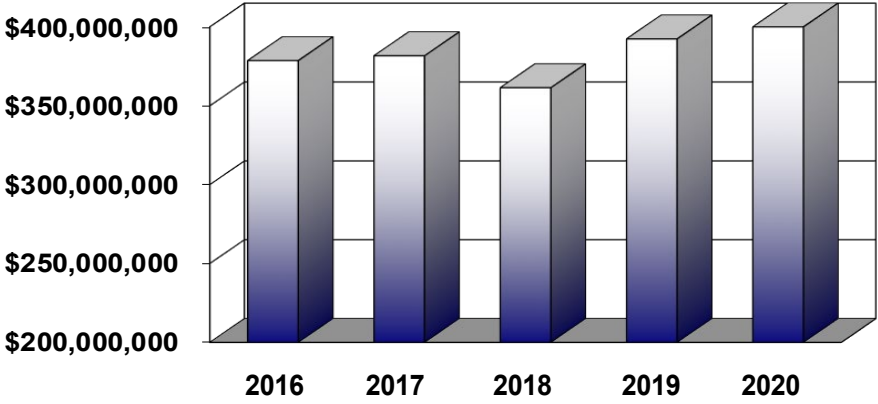
**ECONOMIC IMPACT ANALYSIS
MINOT AFB - FY20**

YEARLY POPULATION



TOTAL 12,129 12,195 12,423 12,041 12,405

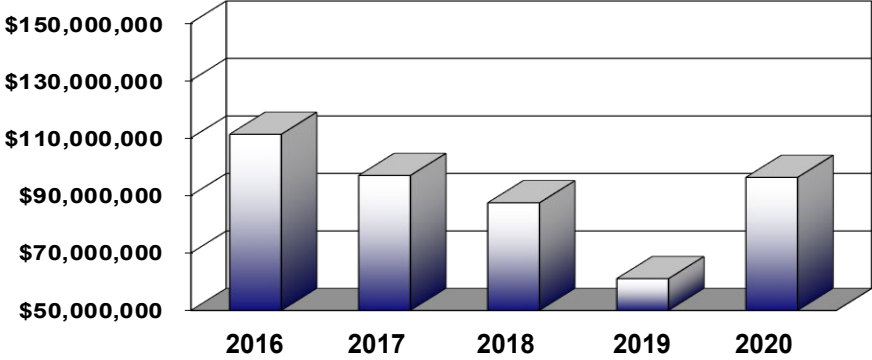
YEARLY PAYROLL



TOTAL(M) \$378.6 \$381.7 \$361.4 \$392.4 \$419.6

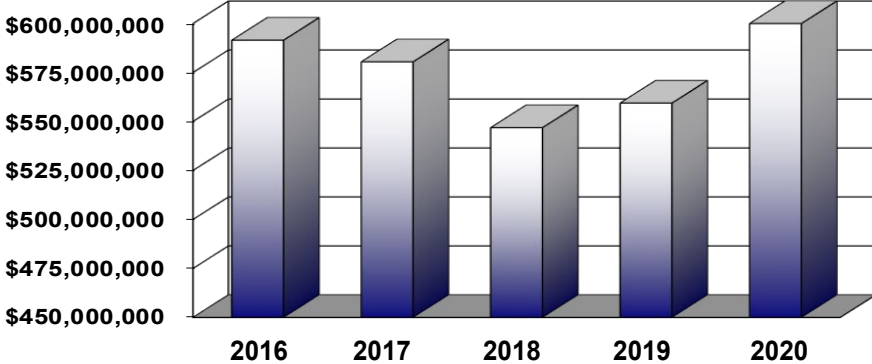
**ECONOMIC IMPACT ANALYSIS
MINOT AFB - FY 20**

YEARLY CONSTRUCTION SERVICES, & OTHER EXPENDITURES



TOTAL(M) \$111.3 \$96.9 \$87.4 \$61.1 \$96.3

YEARLY ECONOMIC IMPACT



TOTAL(M) \$591.5 \$580.4 \$546.8 \$559.4 \$622.3

**ECONOMIC IMPACT ANALYSIS
MINOT AFB - FY20**

MILITARY RETIREES

As of: **30-Sep-20**

	TOTAL RETIREES	GROSS PAYROLL
Air Force	1,198	\$28,812,000
Army	158	\$2,700,000
Navy	50	\$1,020,000
U.S. Marine Corps	14	\$168,000
TOTAL:	1,420	\$32,700,000



