



5TH BOMB WING



91ST MISSILE WING



ECONOMIC IMPACT ANALYSIS

Minot Air Force Base,
North Dakota



PREPARED BY: BUDGET OFFICE
5TH BOMB WING COMPTROLLER

**ECONOMIC IMPACT ANALYSIS
MINOT AFB - FY21**

**TABLE 1
PERSONNEL BY CLASSIFICATION AND HOUSING LOCATION**

As of: 30-Sep-21

CLASSIFICATION	LIVING IN GOV QTRS	LIVING IN NON-GOV QTRS	TOTAL
1. APPROPRIATED FUND MILITARY			
Active Duty	974	4,709	5,683
Air Force Reserve*	0	24	24
TOTAL:	974	4,733	5,707
2. ACTIVE DUTY MILITARY DEPENDENTS	2,391	3,255	5,644
3. APPROPRIATED FUND CIVILIANS			
General Schedule			419
Federal Wage System			179
TOTAL:			598
4. NON-APPROPRIATED FUND CONTRACT CIVILIANS AND PRIVATE BUSINESS			
Civilian NAF			155
Civilian BX			70
Contract Civilians (not elsewhere included)**			115
Private Businesses On Base, By Type:			
Branch Banks/Credit Union			15
Other Civilians (not elsewhere included)			42
TOTAL:			397
TOTAL PERSONNEL:			12,346

*Air Force Reserve members are only those members in the Individual Mobilization Augmentees (IMA) Program residing within the 587XX ZIP code.

**Contract civilians are individuals who are hired by a local firm which has their place of work at an on-base government facility.

**ECONOMIC IMPACT ANALYSIS
MINOT AFB - FY21**

**TABLE 2
ANNUAL PAYROLL BY CLASSIFICATION AND HOUSING LOCATION**

As of: 30-Sep-21

CLASSIFICATION	LIVING IN GOV QTRS (\$)	LIVING IN NON-GOV QTRS (\$)	TOTAL (\$)
1. APPROPRIATED FUND MILITARY			
Active Duty	\$31,017,822	\$309,349,140	\$340,366,962
Air Force Reserve	\$0	\$1,465,230	\$1,465,230
TOTAL:	\$31,017,822	\$310,814,370	\$341,832,192
2. APPROPRIATED FUND CIVILIANS			
General Schedule			\$45,794,747
Federal Wage System			\$15,413,501
TOTAL:			\$61,208,248
3. NON-APPROPRIATED FUND AND PRIVATE BUSINESS			
Civilian NAF			\$4,004,108
Civilian BX			\$3,058,598
Private Businesses On-Base, By Type:			
Branch Bank/Credit Union			\$578,393
BBC Privatized Housing			\$1,909,480
TOTAL:			\$9,550,579
TOTAL ANNUAL PAYROLL:			\$412,591,019

**ECONOMIC IMPACT ANALYSIS
MINOT AFB - FY21**

**TABLE 3
EXPENDITURES FOR CONSTRUCTION, SERVICES, AND PROCUREMENT OF
MATERIALS, EQUIPMENT, AND SUPPLIES**

As of: 30-Sep-21

	ACTUAL ANNUAL EXPENDITURES
1. CONSTRUCTION	
Missile Field	\$3,547,619
Operations & Maintenance	\$29,948,385
TOTAL:	\$33,496,004
2. SERVICES	
Services Contracts *	\$8,748,723
TOTAL:	\$8,748,723
3. MATERIALS, EQUIPMENT, AND SUPPLIES PROCUREMENT	
Commissary	\$1,704,070
The Exchange (BX)	\$0
Health (Tri-Care, Government cost only)	\$21,745,881
Education (Impact aid and tuition assistance)	\$9,137,976
Non-Appropriated Fund (NAF)	\$1,451,505
TDY	\$384,216
Government Purchase Card (local area)	\$8,098,376
BBC Privatized Housing	\$290,880
TOTAL:	\$42,812,904
TOTAL ANNUAL EXPENDITURES:	\$85,057,631

* Includes only contracts in the local economic area or contracts requiring the use of locally supplied goods and services.

**ECONOMIC IMPACT ANALYSIS
MINOT AFB - FY21**

**TABLE 4
ESTIMATE OF NUMBER AND DOLLAR VALUE OF INDIRECT JOBS CREATED**

As of: 30-Sep-21

Type of Personnel	# of Base Jobs	Multiplier	# of Indirect Jobs
ACTIVE DUTY MILITARY	5,683	0.29	1,648
RESERVE	24	0.13	3
APF CIVILIANS	598	0.43	257
OTHER CIVILIANS	397	0.43	171
TOTAL:	6,702		2,079

ESTIMATED NUMBER OF INDIRECT JOBS CREATED: 2,079

AVERAGE ANNUAL PAY FOR THE LOCAL COMMUNITY: \$52,484

ESTIMATED ANNUAL DOLLAR VALUE OF JOBS CREATED: \$109,114,236

Data Sources:

Multipliers: LMI Economic Impact Database, 1995 Base Realignment and Closure Indirect Job Multipliers, Feb 95
Avg Annual Pay: Current tables for Average Annual Pay are accessible at <http://www.bls.gov/cew>

TABLE 5
TOTAL ANNUAL ECONOMIC IMPACT ESTIMATE

ANNUAL PAYROLL: \$412,591,019

ANNUAL EXPENDITURES: **\$85,057,631**

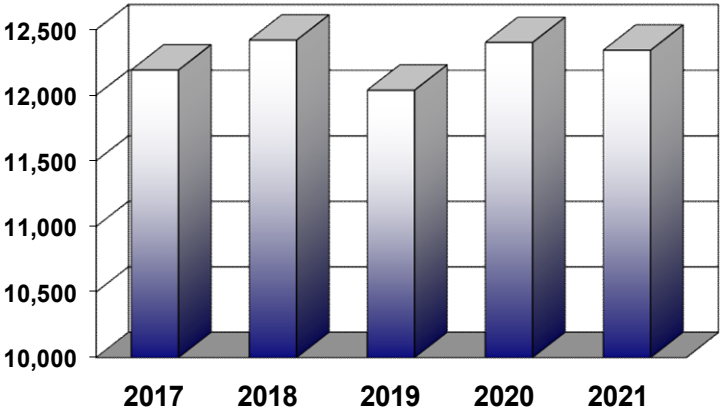
ESTIMATED ANNUAL DOLLAR VALUE OF JOBS CREATED: \$109,114,236

Estimated Indirect Jobs Created	2,079
Average Annual Pay	\$52,484

GRAND TOTAL:	\$606,762,886
---------------------	----------------------

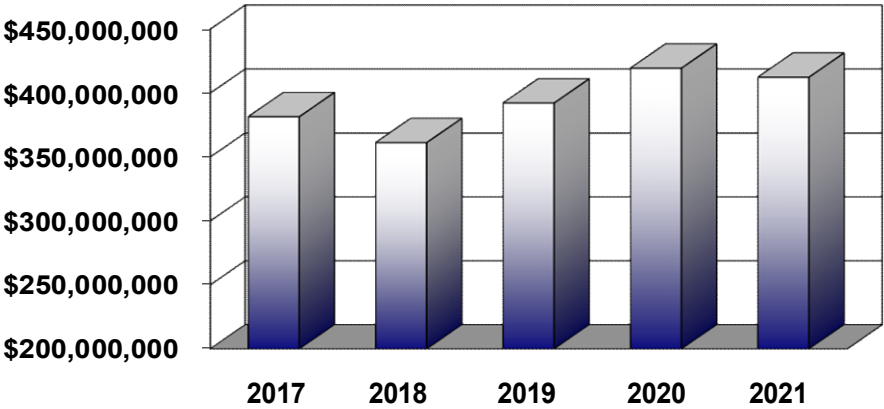
ECONOMIC IMPACT ANALYSIS
MINOT AFB - FY21

YEARLY POPULATION



TOTAL 12,195 12,423 12,041 12,405 12,346

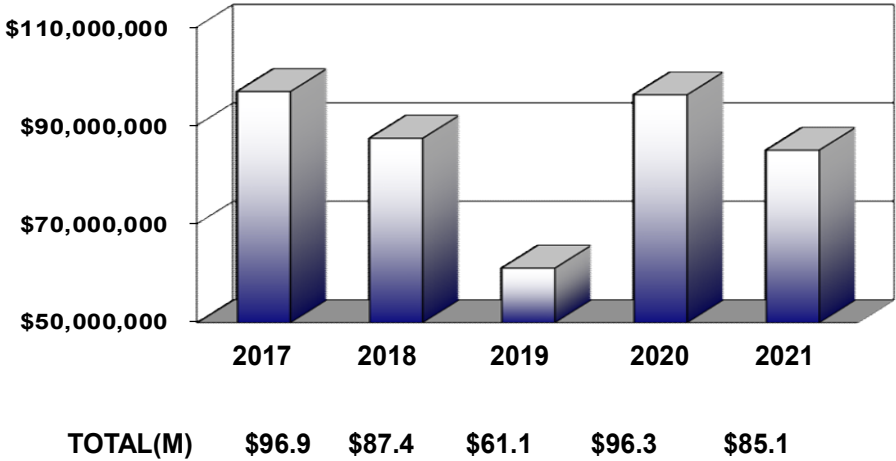
YEARLY PAYROLL



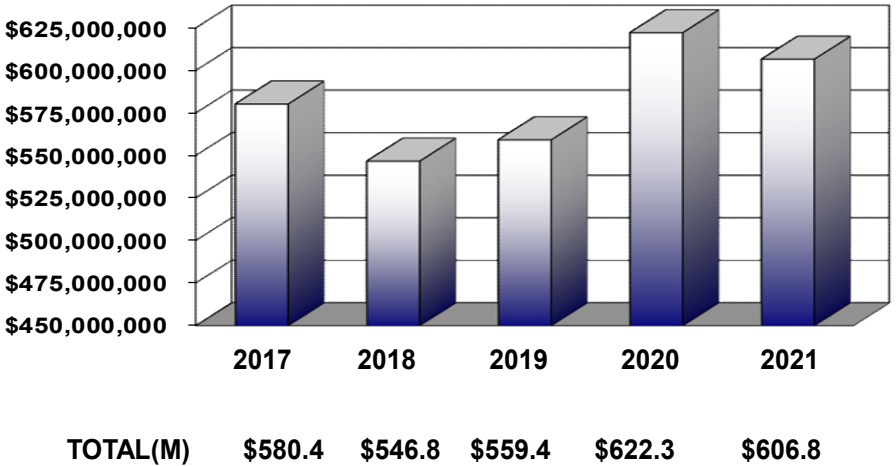
TOTAL(M) \$381.7 \$361.4 \$392.4 \$419.6 \$412.9

ECONOMIC IMPACT ANALYSIS
MINOT AFB - FY21

**YEARLY CONSTRUCTION
SERVICES, & OTHER
EXPENDITURES**



YEARLY ECONOMIC IMPACT



**ECONOMIC IMPACT ANALYSIS
MINOT AFB - FY21**

MILITARY RETIREES

As of: 30-Sep-21

	TOTAL RETIREES	GROSS PAYROLL
Air Force	1,238	\$30,588,000
Army	168	\$2,988,000
Navy	49	\$1,056,000
U.S. Marine Corps	13	\$144,000
TOTAL:	1,468	\$34,776,000

YEARLY RETIRED PAY

